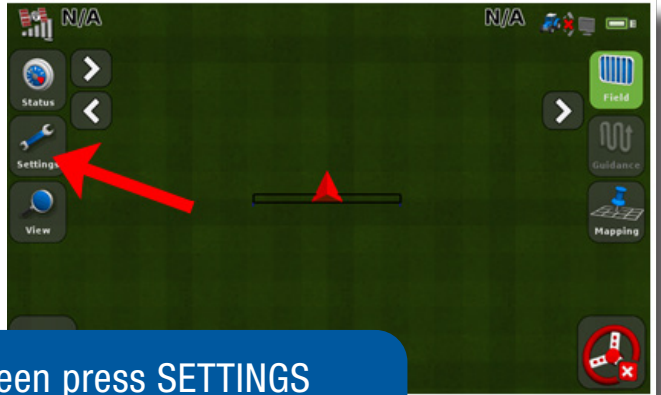



FM 750 - ENTERING SUBSCRIPTION CODES

Depending on your system's software version, there are slight differences in instructions. Follow the instructions that match your software version.

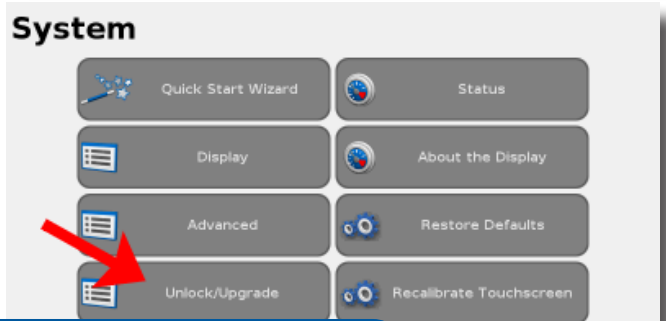
**If your software version is older than 4.0, please contact your Precision Farming Specialist at your local McIntosh & Son to upgrade your system.



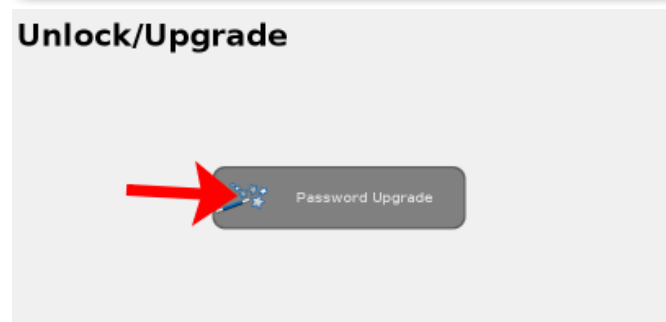
1) From the main run screen press SETTINGS



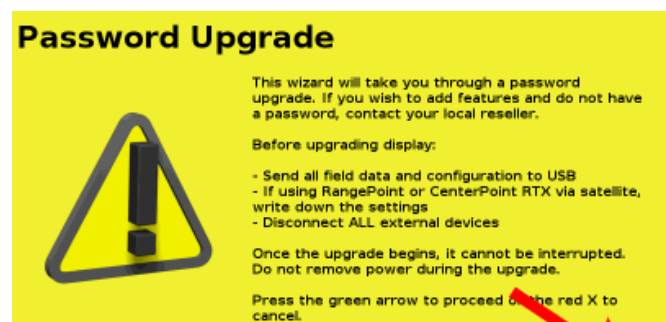
2) Press SYSTEM



3) Press UNLOCK/UPGRADE



4) Press PASSWORD UPGRADE



3) Press GREEN ARROW



4) Enter the ACTIVATION CODE, then NEXT ARROW

If the code was entered correctly, there will be a 'success' message. The system will then be restarted to update the expiry date.